

JQX-141FF

MINIATURE HIGH POWER RELAY



E133481



File No.:C02001001955



Features

- 10A switching capabilities
- SPST-NO, SPST-NC and SPDT configuration
- 5KV dielectric between coil to contac
- Sealed IP67 & Flux proof types available

CONTACT DATA

Contact Arrangement	1A, 1B, 1C	
Initial Contact Resistance Max.	50mΩ(at 1A 6VDC)	
Contact Material	Silver Alloy	
Contact Rating (Res.load)	Standard	High Capacity
	8A 250VAC /30VDC 10A 125VAC	10A 30VDC 10A 250VAC
Max. switching power	2000VA/240W	2500VA/300W
Max. switching current	10A	
Max. switching voltage	250VAC/30VDC	
Mechanical life	1 x 10 ⁷ OPS	
Electrical life	1 x 10 ⁵ OPS	

CHARACTERISTICS

Initial Insulation Resistance	1000MΩ(500VDC)	
Dielectric Strength	Between coil and contacts	5000VAC 1min.
	Between open contacts	1000VAC 1min.
Operate time (at nomi. Volt.)	Max. 15ms	
Release time (at nomi. Volt.)	Max. 5ms	
Vibration Resistance	1.5mm, 10 to 55Hz	
Shock Resistance	Functional	100 m/s ²
	Destructive	1000 m/s ²
Humidity	80%RH(+40°C)	
Ambient temperature	-40 to +70°C	
Termination	PCB	
Unit weight	Approx. 13g	
Construction	Sealed IP67 & Flux proof	

COIL

Coil power	Standard: 0.72W, Sensitive: 0.55W
------------	-----------------------------------

COIL DATA

Standard Type

Nominal Voltage VDC	Pick-up Voltage VDC	Drop-out Voltage VDC	Max. allowable Voltage VDC(at 20°C)	Coil Resistance Ω
5	4.0	0.5	5.5	36 ± 10%
6	4.8	0.6	6.6	50 ± 10%
9	7.2	0.9	9.9	115 ± 10%
12	9.6	1.2	13.2	200 ± 10%
18	14.4	1.8	19.8	460 ± 10%
24	19.2	2.4	26.4	820 ± 10%
48	38.4	4.8	52.8	3300 ± 10%

Sensitive Type

Nominal Voltage VDC	Pick-up Voltage VDC	Drop-out Voltage VDC	Max. allowable Voltage VDC(at 20°C)	Coil Resistance Ω
5	4.0	0.5	6.5	47 ± 10%
6	4.8	0.6	7.8	68 ± 10%
9	7.2	0.9	11.7	155 ± 10%
12	9.6	1.2	15.6	270 ± 10%
18	14.4	1.8	23.4	620 ± 10%
24	19.2	2.4	31.2	1100 ± 10%
48	38.4	4.8	62.4	4400 ± 10%

Note:When require pick-up voltage < 80% of nominal voltage, special order allowed.

SAFETY APPROVAL RATINGS

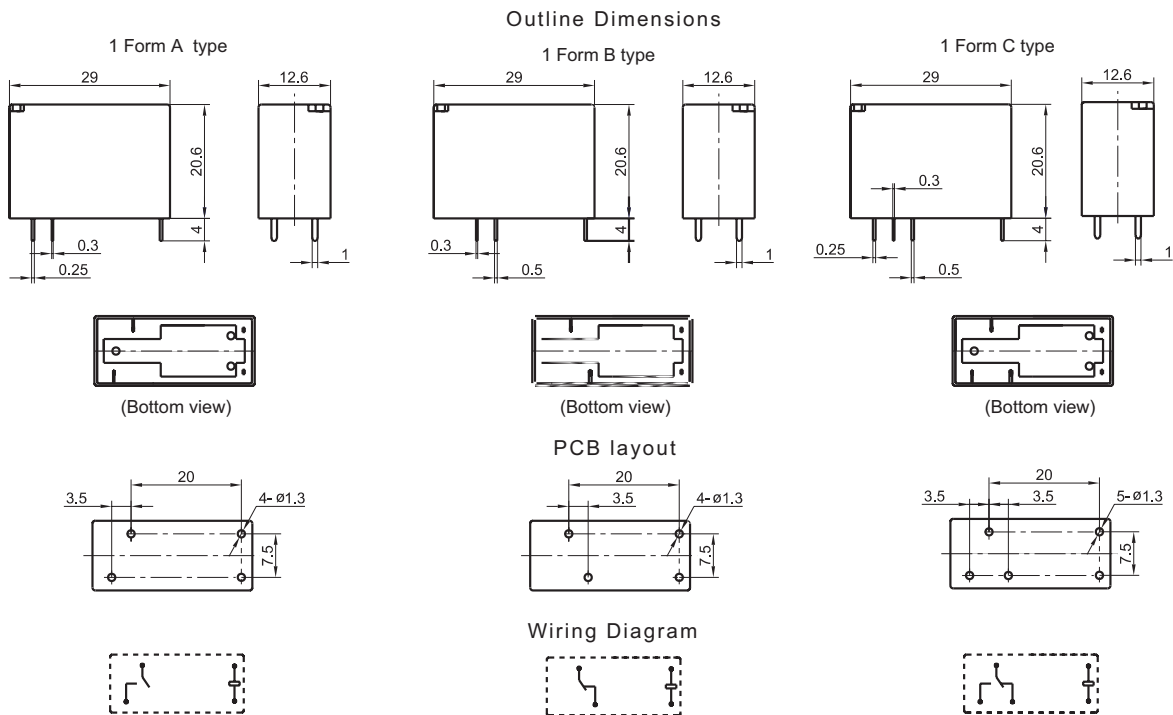
UL	High Capacity	10A 30VDC/250VAC
	Standard	8A 30VDC/250VAC 10A 125VAC
UL		8A 30VDC
		8A 250VAC



ORDERING INFORMATION

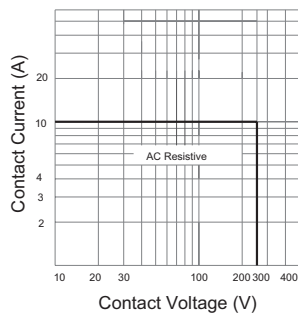
Type	JQX-141FF / 012	H	S	P	G
Coil voltage	5, 6, 9, 12, 18, 24, 48VDC				
Contact arrangement	H:1A(SPST-NO) D:1B(SPST-NC) Z:1C(SPDT)				
Structure	S: Sealed IP67 Nil: Flux proof				
Coil Power	P: Standard Nil: Sensitive				
Contact capacity	G: High capacity Nil: Standard type				

OUTLINE DIMENSIONS, WIRING DIAGRAM AND PC BOARD LAYOUT

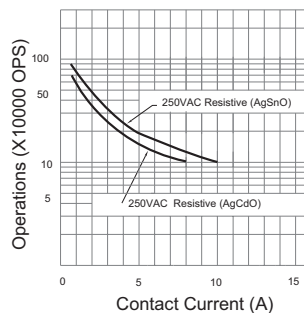


CHARACTERISTICS CURVE

MAXIMUM SWITCHING POWER



LIFE CURVE



COIL TEMPERATURE RISE

